



Liquid Leak Detection System FG-A Alarm Unit Technical Data

The FG-A alarm unit, connected to a TTK sensing cables FG-ECS, FG-ECX, FG-ACS, FG-ACX or FG-HC2, is designed for the leak detection of liquids. The presence of a conductive liquid on the sensing cable triggers an audible and luminous alarm, and activates dry contacts on the FG-A alarm unit. This detection system fits in perfectly with a safety and protection system. Its two dry contacts ensure fault control and transfer back to a centralized management system.

FG-A Alarm Unit Design

The FG-A alarm unit differentiates between a leak detection and an interruption fault. Two contacts are available which allow this data to be used independently.

Three electro luminescent diodes on the unit indicate presence of supply, leak detection and an interruption fault.

A button on the front panel enables the operator to acknowledge the audible alarm.

Two types of presentation are available: a wall mounted (FG-A) and a rack mounted unit (FG-A19), in

19" and 2 U high.

Using The FG-A Alarm Unit

The FG-A alarm unit is supplied automatically with either 12, 24 or 230 volts. The easily accessible terminals centralize the various connections.

In normal operation, the supply diode is on green.

In the event of detecting a leak, an audible alarm is triggered, the "LEAK" diode goes red, and the leak dry contact is activated.

In the case of sensing cable circuit failure, an audible alarm is triggered, the "CABLE BREAK" diode changes to yellow and the interruption contact is activated.

In both cases, the operator must stop the audible alarm by pressing once on the button. The red or yellow diode and corresponding contacts remain activated as long as the fault persists – when this disappears, the diode goes out and the contact returns to its original normal status.

FG-A Alarm Unit

The FG-A alarm unit can be used for the protection of small computer rooms or technical premises. Under-window air-conditioning units, fan-convectors, reservoirs, pumps, siphons, tanks, etc. are the main applications of the FG-A leak detection system.

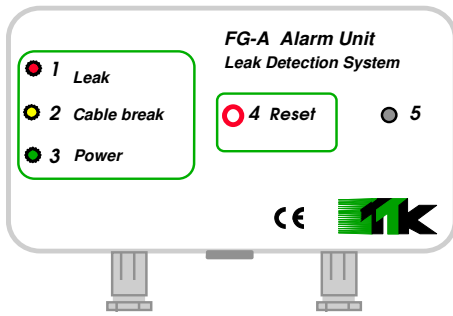
This system allows immediate detection of all leaks of conductive liquids (water, acids, alkaline, hydrocarbons or solvents). FG-A is compatible with any type of FG-ECS, FG-ECX, FG-ACS, FG-ACX or FG-HC2 sensing cable from TTK; it should be controlled by a monitoring or operating system.

A potentiometer for adjusting sensitivity of detection is available on the units connecting circuit.

We recommend a twice-yearly control of the FG-A alarm unit.

FG-A alarm unit meets requirements of the European Standards in EN 50081 and 50082 EMC.

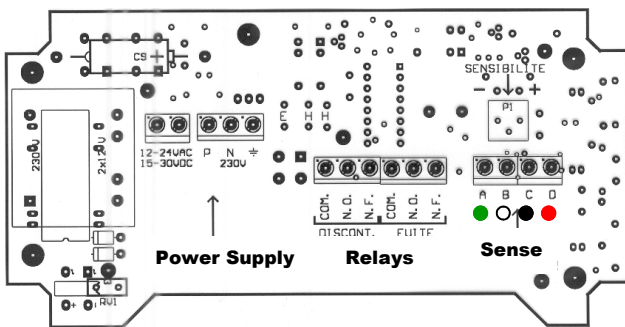




- 1: The leak signal (red diode goes on) indicates that the system has detected a liquid leak.
- 2: The continuity signal (yellow diode goes on) indicates that the system has detected a circuit interruption.
- 3: The power supply signal (green diode on) indicates that the system is in normal operation.
- 4: The button is used to stop the audible alarm triggered in case of fault.

Connector Descriptions

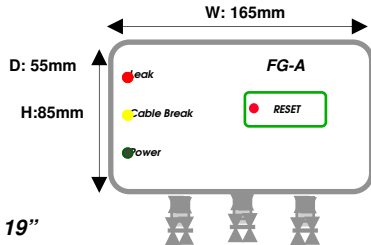
All the connections in the FG-A alarm unit must be done with the power supply switched off.
Read carefully the installation procedure for the FG-A alarm unit.



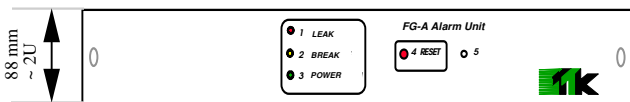
- * Power supply 240VAC+/-10% N : neutral
P : phase
⏏ : earth
- * Power supply 12 V or 24 V ca/cc: (no need to follow the polarity)
- * Power fault or continuity fault relay:
 - R1 : COM
 - R2 : NO
 - R3 : NC
- * Leak relay:
 - R4 : COM
 - R5 : NO
 - R6 : NC
- * FG-CLX leader cable:
 - A : Green wire
 - B : White wire
 - C : Black wire
 - D : Red wire
- * Potentiometer (in blue colour) P1 for adjusting sensitivity of

Technical Information

Fixed Unit



Encased Unit 19"



Box type:	ABS Flame Retardant UL94V0
Box Norma:	IP 50
Working temperature range:	0°C to 50°C
Relays type: Leak Continuity (Cable Break)	single contact NO-NC single contact NO-NC
Maximum voltage:	125V AC and 60V DC
Maximum power:	62,5 VA / 30 W
Maximum capacity:	1 A
Supply voltage:	12, 24 or 220 V.
Dimensions: (w,h,d) FG-A or FG-A19"	165x85x55 mm or 88x483,88 mm

Identification Codes

FG-A (Wall Mounted)	Alarm Unit FG-A Fixed (wall mounted)
FG-A 19" (Rack Mounted)	Alarm Unit FG-A Encased unit 19" and 2U high (rack mounted)
FG-A Kit	Set of FG-A Alarm Unit with 3m of Sense Cable and Accessories
Accessories:	
FG-CLX	Leader Cable of 3,5 metres length
FG-ECS or FG-ACS	Water or Acids Sensing Cable in 3m, 7m, and 15m in length
FG-HC2	Hydrocarbon Sensing Cable in 2m length
FG-TMX	End Termination Plug

This brochure with its photos, illustrations and charts was carefully prepared, but it is only intended for promotional use. TTK Asia Ltd. cannot guarantee that the information given contains no errors or omissions and will accept no responsibility related to the usage of its equipment. TTK's only obligations are those set forth in the Standard Terms and Conditions of Sale and will not under any circumstances be held liable for any incidental, indirect or consequential damages arising from the sale, resale or misuse of this product. The purchasers are the sole judges of the product's adaptability to the use for which it is destined. **FROG-SYS** and **TOPSurveillance** are trademarks of TTK S.A.S.

FG-A Products:

FG-A_uk9.pub
01.2010

TTK UK Ltd.
3 Luke Street
EC2A 4PX London - United Kingdom
Tel: 0207 729 6002 Fax.: 0207 729 6003
www.ttkuk.com Email: sales@ttkuk.com